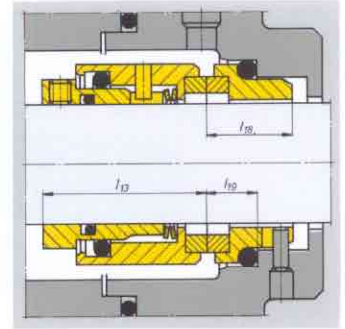
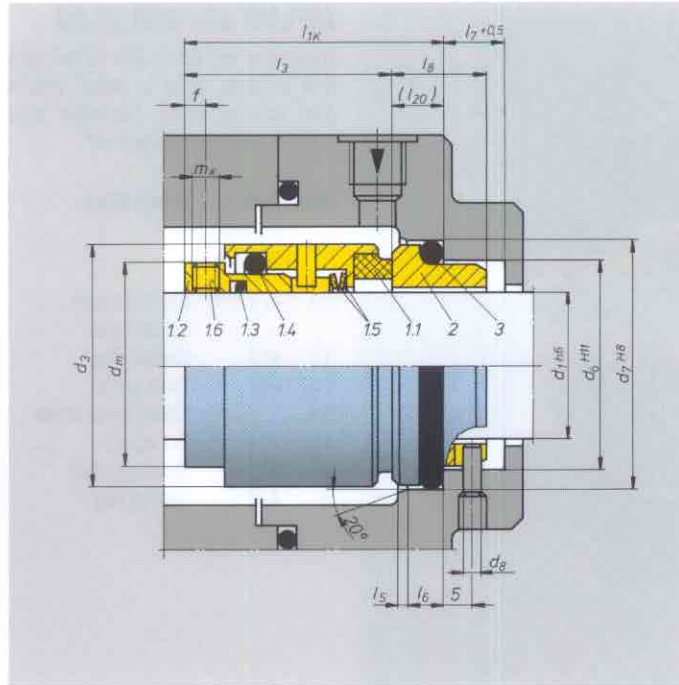


HJ 92 N



HJ 977 GN

Item no's and descriptions as for HJ 92 N, but with the seal face (Item No. 1.1) and the stationary seat (Item No. 2) made of silicon carbide and shrink-fitted. The stationary seat is type G 46. Unquoted dimensions as for HJ 92 N.

- ▶ Single seal
- ▶ Balanced
- ▶ Independent on direction of rotation
- ▶ Spring, product protected
- ▶ To DIN 24960

Mechanical seals of the HJ series are designed for media containing solids or with high viscosity e.g. sugar, paper, sewage and waste water industry. The springs are product protected. There is no sticking or clogging making the design rugged and reliable.

Operating limits

d_1 = 18 ... 100 mm 0.625" ... 4"
 p_1 ¹⁾ = 0.8 ... 25 bar 11 ... 360 PSI

HJ92N:

t = -50 ... 220 °C
 -58 °F ... 430 °F
 v_q = 20 m/s 66 ft/s

HJ977GN:

t = -20 ... 180 °C
 -4 °F ... 356 °F
 v_q = 10 m/s 33 ft/s

¹⁾An integral stationary seat lock is not needed within the permissible low pressure range. For prolonged operation under vacuum it is necessary to arrange for quenching on the atmospheric side. Axial movement ± 0.5 mm.

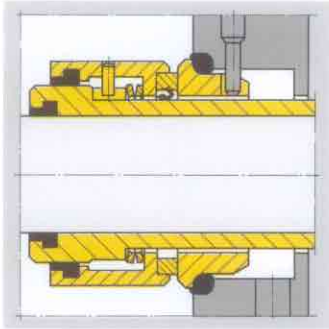
HJ 92 N

Item	Part no. to DIN 24250	Description
1.1	472/473	Seal face (carbon graphite) shrink-fitted into the seal face housing
1.2	485	Drive collar
1.3	412.2	O-ring
1.4	412.1	O-ring
1.5	477	Spring
1.6	904	Set screw
2	475	Stationary seat (type G 16)
3	412.3	O-ring

Combination of materials and seal types

Rotating unit (seal face material)	Stationary seats	
	G 16	G 46
	V; Q ₁	Q ₁₂
HJ92 (A; B ₁)	HJ92N	HJ927GN ²⁾
HJ97G (Q ₁₂)	HJ97GN5 ¹⁾	HJ977GN

¹⁾Installation length l_{12} is shorter than l_{1K}
²⁾Installation length l_{11} is longer than l_{1K}
 All material designations to DIN 24960. See inside the back cover of this manual.



Special design (example) SHJ 97 G

For use in sterile processes. With smooth surfaces (electropolishing on request) specially designed O-ring grooves for special elastomeric seal-rings and O-rings bearing no gaps, plus many other features. Also available as SHJ92 design. Please enquire for details.



HJ 92 N

d ₁	d ₃	d ₆	d ₇	d ₈	d _m	l _{1k}	l ₃	l ₅	l ₆	l ₇	l ₈	l ₂₀	l ₁₁	l ₁₂	l ₁₃	l ₁₈	l ₁₉	f	m _x
18	32	27	33	3	26.0	37.5	30.5	2.0	5	9	15.0	7.0	39.5	35.5	28.5	17.0	9.0	3.0	M4
20	34	29	35	3	28.0	37.5	30.5	2.0	5	9	15.0	7.0	39.5	35.5	28.5	17.0	9.0	3.0	M4
22	36	31	37	3	30.0	37.5	30.5	2.0	5	9	15.0	7.0	39.5	35.5	28.5	17.0	9.0	3.0	M4
24	38	33	39	3	32.5	40.0	33.0	2.0	5	9	15.0	7.0	42.0	38.0	31.0	17.0	9.0	3.5	M5
25	39	34	40	3	33.5	40.0	33.0	2.0	5	9	15.0	7.0	42.0	38.0	31.0	17.0	9.0	3.5	M5
28	42	37	43	3	36.5	42.5	35.5	2.0	5	9	15.0	7.0	45.0	40.0	33.0	17.5	9.5	3.5	M5
30	44	39	45	3	38.5	42.5	35.5	2.0	5	9	15.0	7.0	45.0	40.0	33.0	17.5	9.5	3.5	M5
32	47	42	48	3	41.5	42.5	35.5	2.0	5	9	15.0	7.0	45.0	40.0	33.0	17.5	9.5	3.5	M5
33	47	42	48	3	41.5	42.5	35.5	2.0	5	9	15.0	7.0	45.0	40.0	33.0	17.5	9.5	3.5	M5
35	49	44	50	3	43.5	42.5	35.5	2.0	5	9	15.0	7.0	45.0	40.0	33.0	17.5	9.5	3.5	M5
38	54	49	56	4	47.5	45.0	37.0	2.0	6	9	16.0	8.0	47.5	42.5	34.5	18.5	10.5	4.0	M5
40	56	51	58	4	49.5	45.0	37.0	2.0	6	9	16.0	8.0	47.5	42.5	34.5	18.5	10.5	4.0	M5
43	59	54	61	4	52.5	45.0	37.0	2.0	6	9	16.0	8.0	47.5	42.5	34.5	18.5	10.5	4.0	M5
45	61	56	63	4	54.5	45.0	37.0	2.0	6	9	16.0	8.0	47.5	42.5	34.5	18.5	10.5	4.0	M5
48	64	59	66	4	57.5	45.0	37.0	2.0	6	9	16.0	8.0	47.5	42.5	34.5	18.5	10.5	4.0	M5
50	66	62	70	4	59.5	47.5	38.0	2.5	6	9	17.0	9.5	50.0	45.0	35.5	19.5	12.0	4.5	M6
53	69	65	73	4	62.5	47.5	38.0	2.5	6	9	17.0	9.5	50.0	45.0	35.5	19.5	12.0	4.5	M6
55	71	67	75	4	64.5	47.5	38.0	2.5	6	9	17.0	9.5	50.0	45.0	35.5	19.5	12.0	4.5	M6
58	78	70	78	4	68.5	52.5	42.0	2.5	6	9	18.0	10.5	55.0	50.0	39.5	20.5	13.0	4.5	M6
60	80	72	80	4	70.5	52.5	42.0	2.5	6	9	18.0	10.5	55.0	50.0	39.5	20.5	13.0	4.5	M6
63	83	75	83	4	73.5	52.5	42.0	2.5	6	9	18.0	10.5	55.0	50.0	39.5	20.5	13.0	4.5	M6
65	85	77	85	4	75.5	52.5	42.0	2.5	6	9	18.0	10.5	55.0	50.0	39.5	20.5	13.0	4.5	M6
68	88	81	90	4	78.5	52.5	41.5	2.5	7	9	18.5	11.0	55.0	50.0	39.0	21.0	13.5	4.5	M6
70	90	83	92	4	80.5	60.0	48.5	2.5	7	9	19.0	11.5	62.5	57.5	46.0	21.5	14.0	5.0	M6
75	99	88	97	4	89.0	60.0	48.5	2.5	7	9	19.0	11.5	62.5	57.5	46.0	21.5	14.0	5.5	M8
80	104	95	105	4	94.0	60.0	48.5	3.0	7	9	19.0	11.5	62.5	57.5	46.0	21.5	14.0	5.5	M8
85	109	100	110	4	99.0	60.0	48.5	3.0	7	9	19.0	11.5	62.5	57.5	46.0	21.5	14.0	5.5	M8
90	114	105	115	4	104.0	65.0	52.0	3.0	7	9	20.5	13.0	67.5	62.5	49.5	23.0	15.5	5.5	M8
95	119	110	120	4	109.0	65.0	52.0	3.0	7	9	20.5	13.0	67.5	62.5	49.5	23.0	15.5	5.5	M8
100	124	115	125	4	114.0	65.0	52.0	3.0	7	9	20.5	13.0	67.5	62.5	49.5	23.0	15.5	5.5	M8